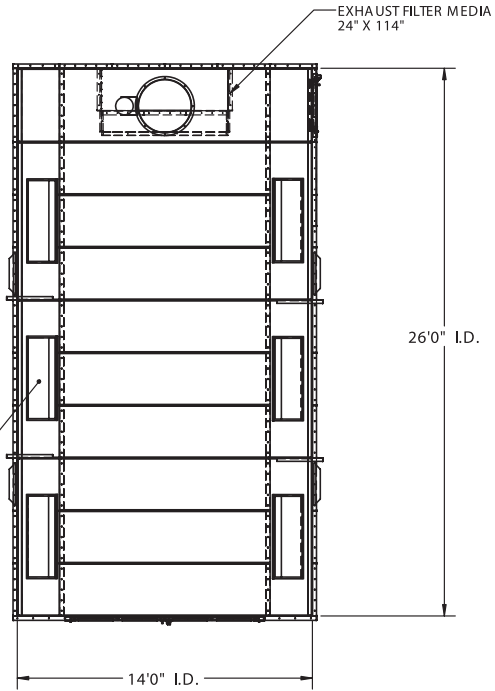
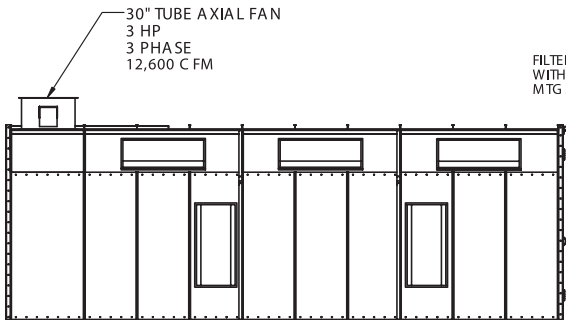


(10) 4-TUBE FLUORESCENT LIGHT FIXTURES WITH 32W 120/277 MULTI-VOLT BALLASTS BULBS NOT INCLUDED.



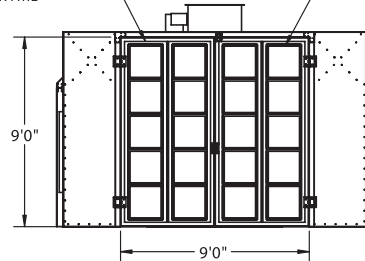
NOTE:

18 GAUGE GALVANIZED STEEL, G-90 PANELS CONSTRUCTION IN ACCORDANCE WITH NFPA-33 AND OSHA 1910.



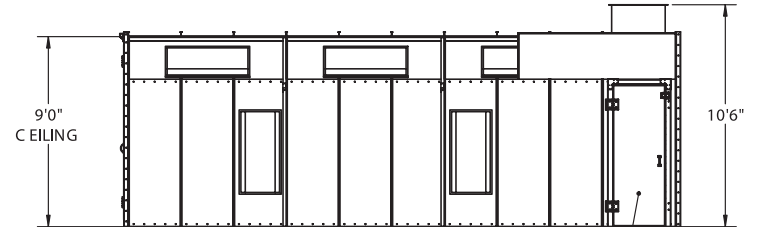
A1

FILTERED ENTRY DOOR WITH PANIC LATCH AND MTG. HARDWARE



A2

(20) WIRE FRAME TACKY POLY 20 X 20" DOOR FILTERS



A3

30" X 84" PERSONNEL DOOR (INCLUDES LATCH AND HANDLE)